

Gnali Bocia


Mondial GB

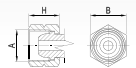
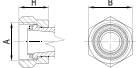
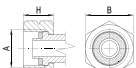
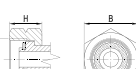

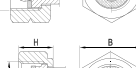

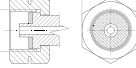





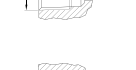
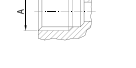
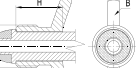

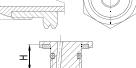
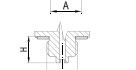



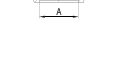

Regolatori di Bassa Pressione

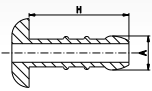
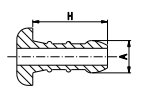
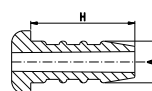
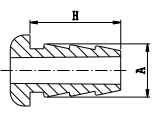
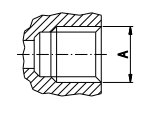
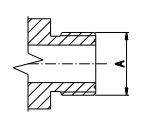
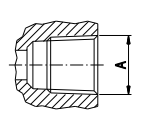
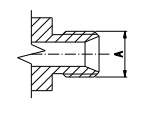
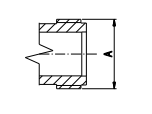
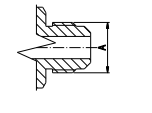
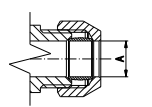
Low Pressure Regulators

16 | Conessioni in Entrata

Inlet connection table



CODICE CODE	DIMENSIONI (FILETTATURA O MM) DIMENSION (THREAD OR MM)	DESCRIZIONE DESCRIPTION
 14	G3/8" Sx Ch 19	16 Dado Ch 19 (filetto G3/8" Sx)
 16	M20x1,5 Ch 23	15 Dado Ch 23 (filetto M20x1,5)
 01 02	W20x1/14" Sx Ch 25	13,5 Dado Ch 25 H 13,5 (filetto W20x1/14" Sx) 16 Dado Ch 25 H 16 (filetto W20x1/14" Sx)
 03 17	W21,8x1/14" Sx Ch 27 Ch 30	14,3 Shell Ch 27 H 14,3 (filetto W21,8x1/14" Sx - serraggio con chiave) 16 Shell Ch 30 H 16 (filetto W21,8x1/14" Sx)
 04	W21,8x1/14" Sx Ch 30	21 Dado Ch 30 H 21 (filetto W21,8x1/14" Sx)
 72	G3/4" Ch 30	18 Dado Ch 30 (filetto G 3/4")
 58 11 12	W21,8x1/14" Sx Ch 27 Ch 30 Ch 30	14,3 Kombi Ch 27 H 14,3 (filetto W21,8x1/14" Sx) 21 Kombi Ch 30 H 21 (filetto W21,8x1/14" Sx) 16 Kombi Ch 30 H 16 (filetto W21,8x1/14" Sx)
 70	W21,8x1/14" Sx 5 Alette	18 Kombi Ghiera 5 alette Germania (filetto W21,8x1/14" Sx)
 68	W21,8x1/14" Sx Ch 27	18 KLF Ch 27 H 18 (filetto W21,8x1/14" Sx) - POLONIA
 10	W21,8x1/14" Sx 5 Alette	18 KLF con Ghiera 5 alette Germania (filetto W21,8x1/14" Sx)
 05	W21,7x1/14" Sx 5 Alette	13 Ghiera 5 alette Francia (filetto W21,7x1/14" Sx - 60° - serraggio manuale)
 09	G1/4" NPT -	- Filetto G1/4" NPT Femmina
 18	G1/8" -	- Filetto G1/8" Femmina
 23	G1/4" -	- Filetto G1/4" Femmina
 74	G3/8" -	- Filetto G3/8" Femmina
 25	G1/2" -	- Filetto G1/2" Femmina
 56	G3/4" -	- Filetto G3/4" Femmina
 57	G1" -	- Filetto G1" Femmina
 06	0,880"-14 NGO Sx 2 Alette	24,5 POL-USA Gomma con Ghiera 2 alette (filetto 0,880"-14 NGO Sx)
 07 08	0,880"-14 NGO Sx Ch 25 G5/8" Sx Ch 30	24,5 POL-USA Ottone con Ghiera Ch 25 (filetto 0,880"-14 NGO Sx) 25 POL-UK Ottone con Ghiera Ch 30 (filetto G5/8" Sx)
 19	M14x1,5 -	12,1 Filetto M14x1,5 Maschio
 13	M16x1,5 -	14 Filetto M16x1,5 Maschio
 26	W3/4"x1"/12 B.S.F. Ch 24	- Dado Ch 24 (filetto W3/4"x1"/12 B.S.F.)
 20 21 22	Ø 20 - Ø 21 - Ø 22 -	- Quick-On Ø 20 mm - Quick-On Ø 21 mm - Quick-On Ø 22 mm
27	Ø 27 -	- Quick-On Ø 27 mm

	CODICE CODE	DIMENSIONI (FILETTATURA O MM) DIMENSION (THREAD OR MM)		DESCRIZIONE DESCRIPTION	
	A	10	-	29	Portagomma GPL Ø10-29
	A2	10	-	23,5	Portagomma GPL Ø10-23,5
	B	12	-	30	Portagomma GPL Ø12-30
	B2	13	-	-	Portagomma GPL Ø13
	J C D E X Y	G1/8" G1/4" G3/8" G1/2" G3/4" G1"	- - - - - -	- - - - - -	Filetto G1/8" Femmina Filetto G1/4" Femmina Filetto G3/8" Femmina Filetto G1/2" Femmina Filetto G3/4" Femmina Filetto G1" Femmina
	JM CM DM EM XM YM	G1/8" G1/4" G3/8" G1/2" G3/4" G1"	- - - - - -	- - - - - -	Filetto G1/8" Maschio Filetto G1/4" Maschio Filetto G3/8" Maschio Filetto G1/2" Maschio Filetto G3/4" Maschio Filetto G1" Maschio
	JN CN DN EN XN YN	G1/8" NPT G1/4" NPT G3/8" NPT G1/2" NPT G3/4" NPT G1" NPT	- - - - - -	- - - - - -	Filetto G1/8" NPT Femmina Filetto G1/4" NPT Femmina Filetto G3/8" NPT Femmina Filetto G1/2" NPT Femmina Filetto G3/4" NPT Femmina Filetto G1" NPT Femmina
	H G	G1/4" Sx G3/8" Sx	- -	- -	Filetto G1/4" Sx Maschio Filetto G3/8" Sx Maschio
	F	M20x1,5	-	-	Filetto M20x1,5 Maschio
	NM	5/8-18 UNF	-	-	Filetto 5/8-18 UNF Maschio
	RA RB	10 12	- -	- -	Raccordo tubo rame Ø 10 Raccordo tubo rame Ø 12



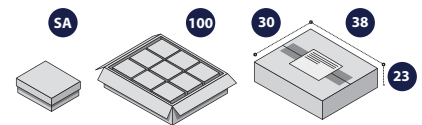
serie
LP350



LP350T03-02A capacità **1Kg/h**

Regolatore BP con attacco orizzontale a taratura fissa, omologato IMQ, EN 12864
Low pressure regulator, with straight connection fixed pressure, IMQ approved

CODICE	PRESSIONE
LP350T03	29 mbar Butano
LP350T08	50 mbar Butano



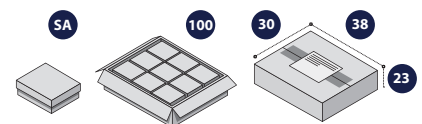
serie
LP360




LP360T04-02A capacità **1Kg/h**

Regolatore BP con attacco orizzontale a taratura fissa, omologato IMQ, EN 12864
Low pressure regulator, with straight connection fixed pressure, IMQ approved

CODICE	PRESSIONE
LP360T04	29/37 mbar Butano/Propano
LP360T08	50 mbar Butano/Propano



serie
LP080

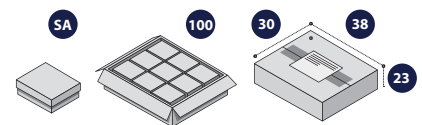


mod. EXPORT

LP080T26-01A capacità **1Kg/h**

Regolatore BP con attacco orizzontale a taratura variabile
LPG regulator with straight connection variable pressure

CODICE	PRESSIONE
LP080T26	20 ÷ 60 mbar
LP080T31	50 ÷ 170 mbar



serie
LP110



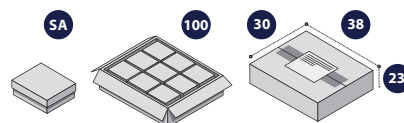
mod. EXPORT

LP110M26-01A capacità **1Kg/h**


Regolatore BP orizzontale a taratura variabile, con valvola di eccesso flusso
LPG regulator with straight connection variable pressure, with excess flow system

CODICE PRESSIONE

LP110M26 20 ÷ 60 mbar



serie
LP060



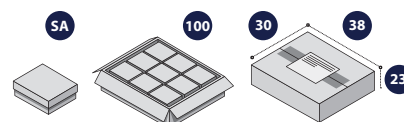
mod. EXPORT

LP060T26-02A capacità **1Kg/h**


Regolatore BP con attacco verticale a taratura variabile
Low pressure regulator with vertical connection variable pressure

CODICE PRESSIONE

LP060T26 20 ÷ 60 mbar



serie
LP065

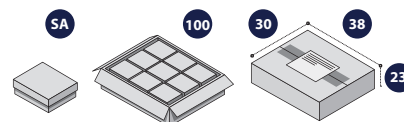


LP065T05-02A capacità **1Kg/h**

Regolatore BP con attacco verticale a taratura fissa
Low pressure regulator regulator with fixed pressure


CODICE PRESSIONE

LP065T05 30 mbar



20 | Regolatori di Bassa Pressione

Low Pressure Regulators



serie
LP100

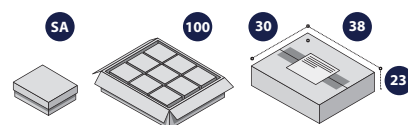


LP100R04-02H capacità **1Kg/h**

Regolatore BP con attacco orizzontale a taratura fissa

LPG regulator with straight connection fixed pressure - inlet: Fest - outlet 1/4 sx

CODICE	PRESSIONE
LP100R08	50 mbar Butano/Propano
LP100R04	29/37 mbar Butano/Propano



serie
LP130



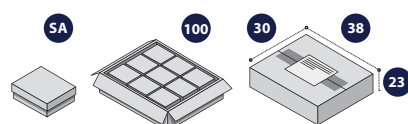
LP130R04-05A capacità **1,3Kg/h**

Regolatore BP a taratura fissa.

Capacità: 1.3 kg/h

LPG regulator with straight connection and fixed pressure. Capacity: 1.3 kg/h

CODICE	PRESSIONE
LP130R08	50 mbar Butano/Propano
LP130R04	29/37 mbar Butano/Propano



serie
LP120

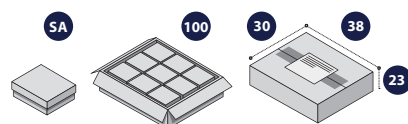


LP120R04-10B capacità **1,5Kg/h**

Regolatore BP con attacco orizzontale a taratura fissa, capacità: 1.5 kg/h

LPG regulator with straight connection fixed pressure - capacity: 1.5 kg/h

CODICE	PRESSIONE
LP120R04	29/37 mbar Butano/Propano
LP120R08	50 mbar Butano/Propano



serie
LP150

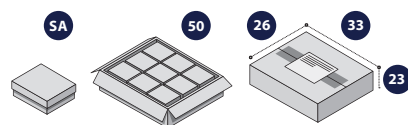


LP150R02-05F capacità **1,3Kg/h**

*Regolatore BP a taratura fissa con valvola
eccesso di portata, riarmo manuale*

*LPG regulator with excess flow valve and
manual re-charge*

CODICE	PRESSIONE
LP150R02	28 mbar per Butano
LP150R06	37 mbar per Propano



serie
LP220

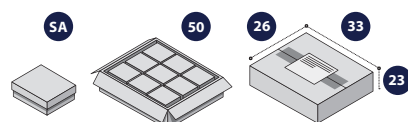


LP220R06-05F capacità **1,5Kg/h**

*Regolatore BP a taratura fissa con valvola
eccesso di portata, riarmo manuale*

*LPG regulator with excess flow valve and
manual re-charge*

CODICE	PRESSIONE
LP220R06	37 mbar per Propano



serie
LP190

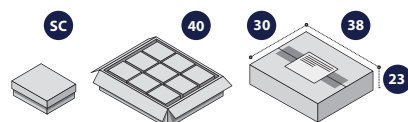


LP190R03-20A capacità **1,3Kg/h**

*Regolatore BP a taratura fissa, con
attacco quick-on Ø 20, Ø 21 o Ø 22*


*Quick-on connection regulator for low pressure
Ø 20, Ø 21 or Ø 22*

CODICE	PRESSIONE
LP190R03	29 mbar Butano
LP190R06	37 mbar Propano
LP190R08	50 mbar Butano



22 | Regolatori di Bassa Pressione

Low Pressure Regulators



serie
LP170

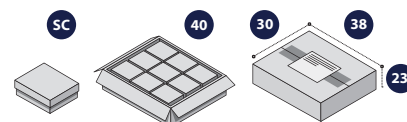


LP170R06-20A capacità **1,5Kg/h**

Regolatore BP a taratura fissa, con attacco quick-on Ø 20, Ø 21 o Ø 22

Quick-on connection regulator for low pressure Ø 20, Ø 21 or Ø 22

CODICE	PRESSIONE
LP170R03	29 mbar Butano
LP170R06	37 mbar Propano
LP170R08	50 mbar Butano



serie
LP290

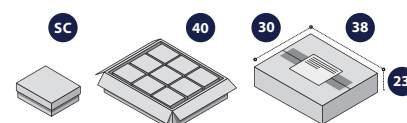


LP290R03-20A capacità **1,3Kg/h**

Regolatore BP a taratura fissa, con attacco quick-on, Ø 20, Ø 21, Ø 22 o Ø 27

Quick-on connection regulator for low pressure Ø 20, Ø 21, Ø 22 or Ø 27

CODICE	PRESSIONE
LP290R03	29 mbar Butano
LP290R06	37 mbar Propano
LP290R08	50 mbar Butano



serie
LP270

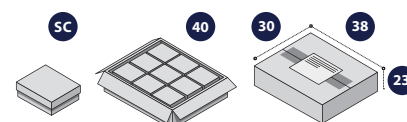


LP270R06-20A capacità **1,5Kg/h**

Regolatore BP a taratura fissa, con attacco quick-on, Ø 20, Ø 21, Ø 22 o Ø 27

Quick-on connection regulator for low pressure Ø 20, Ø 21, Ø 22 or Ø 27

CODICE	PRESSIONE
LP270R03	29 mbar Butano
LP270R06	37 mbar Propano
LP270R08	50 mbar Butano



serie
LP140



CE
EN 12864



LP140C04-13H capacità **0,8Kg/h**

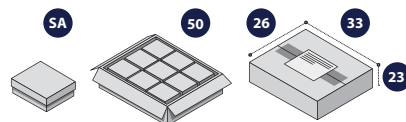
Regolatore BP a taratura fissa, capacità 0,8 Kg con entrata M 16x1,5

Low pressure regulator fixed pressure inlet M 16x1,5 capacity 0,8 Kg


CODICE	PRESSIONE
LP140C04	29/37 mbar Butano/Propano valv.ecc.flusso
LP140C08	50 mbar Butano/Propano valv.ecc.flusso
LP142C04	29/37 mbar Butano/Propano
LP142C08	50 mbar Butano/Propano

* - A: Uscita portagomma - outlet hose nozzle

* - H: Uscita M 1/4" - outlet M 1/4"



serie
LP144



mod. EXPORT

LP144C28-13A capacità **0,8Kg/h**

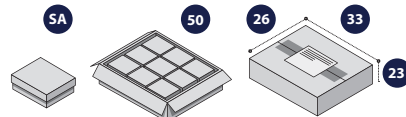
Regolatore BP a taratura variabile, capacità 0,8 Kg con entrata M 16x1,5


Low pressure regulator variable pressure inlet M 16x1,5 capacity 0,8 Kg

CODICE	PRESSIONE
LP144C28	25 ÷ 70 mbar

* - A: Uscita portagomma - outlet hose nozzle

* - H: Uscita M 1/4" - outlet M 1/4"





serie
LP160



CE
EN 12864



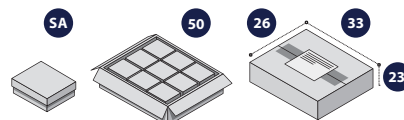
LP160C04-19A capacità **0,8Kg/h**

Regolatore BP a taratura fissa, capacità 0,8 Kg con entrata M 14x1,5

Low pressure regulator fixed pressure inlet M 14x1,5, capacity 0,8 Kg

CODICE	PRESSIONE
LP160C04	29/37 mbar Butano/Propano valv.ecc.flusso
LP160C08	50 mbar Butano/Propano valv.ecc.flusso
LP162C04	29/37 mbar Butano/Propano
LP162C08	50 mbar Butano/Propano

* - A: Uscita portagomma - outlet hose nozzle
* - H: Uscita M 1/4" - outlet M 1/4"



serie
LP164



mod. EXPORT

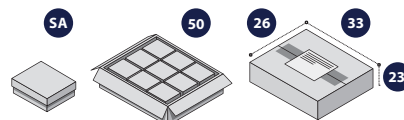
LP164C28-19A capacità **0,8Kg/h**

Regolatore BP a taratura variabile, capacità 0,8 Kg con entrata M 14x1,5


Low pressure regulator variable pressure inlet M 14x1,5, capacity 0,8 Kg

CODICE	PRESSIONE
LP164C28	25 ÷ 70 mbar

* - A: Uscita portagomma - outlet hose nozzle
* - H: Uscita M 1/4" - ou tlet M 1/4"



serie
LP180



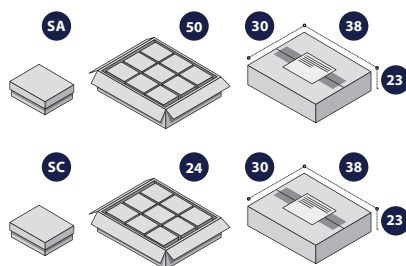
LP180R30-03A

capacità **4Kg/h**

*Regolatore BP, taratura variabile
a 10 posizioni*

*Low pressure regulator with 10 steps for variable
regulation*

CODICE	PRESSIONE
LP180R30	50÷ 150 mbar
LP180R27	20÷ 90 mbar
LP180R29	5÷ 200 mbar

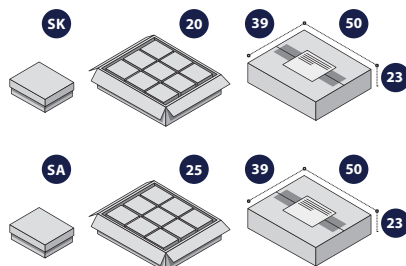


KK350T03-02A

*Kit composto da regolatore a scelta tra la
gamma disponibile, mt. 1,5 tubo UNI-7140,
2 fascette e chiave*

*Kit with low pressure regulator, Italian hose mt 1.5
2 clips and spanner, packed in skinpack*

PREFISSO	DOTAZIONE
KC	regolatore + chiave
KT	regolatore + tubo + 2 fascette
KK	regolatore + tubo + 2 fascette + chiave
KF	regolatore + tubo




*Per ordinare sostituire il prefisso
LP del regolatore scelto con il
prefisso del kit desiderato*

*ex.: per ordinare l'articolo LP350T03-02A
completo di tubo, fascette e chiave, indicare il
codice KK350T03-02A*

*In case of purchasing, replace the
first two letters of the regulator with
the two letters of the desired kit*


*ie.: to order article LP350T03-02A
with hose, clamps and wrench, please
indicate cod. KK350T03-02A*

serie
KC-KT-KK



Reg. BP orizz. IMQ - EN 12864 Taratura fissa
20 mbar Baricod. Ch. 25x18 x Pg
- 1,5 m tubo GPL UNI-CIG.
2 fascette e 1 chiave - SK
Art. KK350T03-02A

serie
LP240



LP240R26-23D

capacità **4Kg/h**

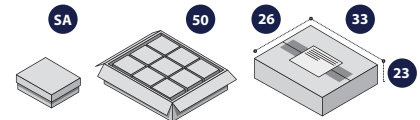
Regolatore BP mod. rullato a taratura interna

Entrata G 1/4" F - uscita G 3/8" F

Low pressure regulator with adjustable pressure inside

Inlet nut G 1/4" F - outlet G 3/8" F

CODICE	PRESSIONE
LP240R26	20 ÷ 60 mbar
LP240R05	30 mbar
LP240R06	37 mbar
LP240R08	50 mbar
LP240R09	67 mbar
LP240R10	100 mbar
LP240R11	112 mbar



LP240R26-02D

Regolatore BP mod. rullato a taratura interna

Entrata dado CH25 - uscita G 3/8" F

Low pressure regulator with adjustable pressure inside

Inlet nut CH25 - outlet G 3/8" F

CODICE	PRESSIONE
LP240R26-02D	20 ÷ 60 mbar

LP240R26-02A

Regolatore BP mod. rullato a taratura interna

Uscita portagomma GPL

Low pressure regulator with adjustable pressure inside

Outlet hose nozzle GPL

CODICE	PRESSIONE
LP240R26-02A	20 ÷ 60 mbar

serie
LP250



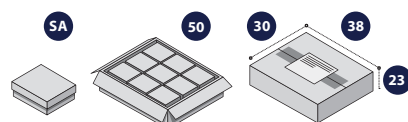
LP250R26-23D capacità **4Kg/h**

*Regolatore BP mod. con viti a taratura interna
Entrata G 1/4" F - uscita G 3/8" F*

Low pressure regulator, body with screws, with adjustable pressure inside.

Inlet nut G 1/4" F - outlet G 3/8" F

CODICE	PRESSIONE
LP250R26	20 ÷ 60 mbar
LP250R05	30 mbar
LP250R06	37 mbar
LP250R08	50 mbar
LP250R09	67 mbar
LP250R10	100 mbar
LP250R12	150 mbar
LP250R13	200 mbar



LP250R26-02D

*Regolatore BP mod. con viti a taratura interna
Entrata dado CH25 - uscita G 3/8" F*

Low pressure regulator, body with screws, with adjustable pressure inside.

Inlet nut CH25 - outlet G 3/8" F

CODICE	PRESSIONE
LP250R26-02D	20 ÷ 60 mbar



LP250R26-02A

*Regolatore BP mod. con viti a taratura interna
Uscita portagomma GPL*





Low pressure regulator, body with screws, with adjustable pressure inside. Outlet hose nozzle GPL

CODICE	PRESSIONE
LP250R26-02A	20 ÷ 60 mbar

28 | Regolatori di Bassa Pressione

Low Pressure Regulators

serie
LP280



LP280R05-23E

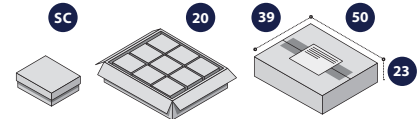
capacità **7Kg/h**

Regolatore BP 7 kg/h a taratura

fissa, entrata: G 1/4" F - uscita: F 1/2" F

Low pressure regulator, capacity: 7 kg/h with fixed pressure, inlet F 1/4 - outlet: F 1/2

CODICE	PRESSIONE
LP280R05	30 mbar
LP280R06	37 mbar
LP280R08	50 mbar
LP280R09	67 mbar
LP280R10	100 mbar



LP280R05-02E

Regolatore BP 7 kg/h a taratura fissa,

entrata: dado CH 25 h=16 - uscita: G 1/2" F

Low pressure regulator, capacity: 7 kg/h with fixed pressure, inlet: italian nut - outlet: G1/2" F

CODICE	PRESSIONE
LP280R05	30 mbar

LP280R05-25E

Regolatore BP 7 kg/h a taratura fissa,

entrata: G 1/2" F - uscita: G 1/2" F

Low pressure regulator, capacity: 7 kg/h with fixed pressure, inlet G 1/2" F - outlet: G 1/2" F

CODICE	PRESSIONE
LP280R05	30 mbar

serie
LP300

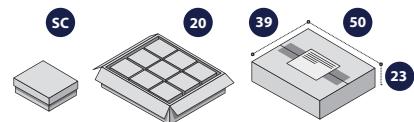


LP300R05-23E capacità **10Kg/h**

Regolatore BP 10 kg/h a taratura fissa, entrata: G 1/4" F - uscita: G 1/2" F

Low pressure regulator, capacity: 10 kg/h with fixed pressure, inlet G 1/4" F - outlet: G 1/2" F

CODICE	PRESSIONE
LP300R05	30 mbar
LP300R06	37 mbar
LP300R08	50 mbar
LP300R09	67 mbar
LP300R10	100 mbar



LP300R05-02E

Regolatore BP 10 kg/h a taratura fissa, entrata: dado CH 25 h=16 - uscita: G 1/2" F

Low pressure regulator, capacity: 10 kg/h with fixed pressure, inlet: italian nut - outlet: G 1/2" F

CODICE	PRESSIONE
LP300R05	30 mbar



LP300R05-25E

Regolatore BP 10 kg/h a taratura fissa, entrata: G 1/2" F - uscita: G 1/2" F

Low pressure regulator, capacity: 10 kg/h with fixed pressure, inlet G 1/2" F - outlet: G 1/2" F

CODICE	PRESSIONE
LP300R05	30 mbar